



Time to Register for the New Year

The 2024-2025 4-H program year is now OPEN!

Each year 4-H members must enroll or re-enroll to participate in Extension Waukesha County 4-H programming. To become an approved Extension Waukesha County 4-H member (youth member), you must enroll in 4-H Online, and pay the county enrollment fee. You can join 4-H any time of year, but the best time to join a 4-H Community Club is in the Fall. Click [HERE](#) to register.



Become a Volunteer!

A successful 4-H program relies on volunteers like you

Adult volunteers are essential to the 4-H program and they contribute their time in a variety of ways. They help youth learn and practice skills such as problem solving, decision making, and communicating – skills crucial for their success in school, careers, and communities. Volunteers have fun while making a positive impact on the youth in Waukesha County. Click [HERE](#) for more information.



Upcoming Events:

- Horse Board Meeting
Wednesday Sept 11
- State 4-H Expo
September 13-15
- MFSC Speed Show
Saturday, September 21
- MFSC Pleasure Show
Saturday, September 28
- Horse Board Meeting
Wednesday October 2

Horse/Horseless Horse Project Banquet

To close out the 2023-24 project year, the Waukesha County 4-H Horse/Horseless Horse projects will be hosting a banquet at 12:00p (noon) on **Saturday, November 2** at Thunder Bay Grille. All project members are invited to attend! Food will be served and good-standing awards will be distributed.

Please let us know [HERE](#) whether you plan to attend or not so we can make proper arrangements. Hope to see you there!



Add the Horse Project calendar to your Google calendar [HERE!](#)



Fox River Saddle Club Pleasure Show

Event Recap

Congratulations to the 4-Hers who showed in the third and final Fox River Saddle Club pleasure show of the year.

We had five members show in a variety of classes.

- Brooklyn and Blaze
- Kendall and Davie
- Zoe and Cookie
- Ella and Adobe
- Wyatt and Zoe

Thank you FRSC for welcoming our project into your club!





4-H Project Days
Clinics Signup

The
More
You
Know

The
More
You
Grow



To Make the Best
BETTER

Horse First Aid

Horses are beautiful, graceful, and intelligent, but they are also very prone to getting injured. Are you prepared to help your horse in an emergency?

VITAL SIGNS AND HEALTH INDICATORS In Horses



It's essential that every horse owner know his or her horse's normal, healthy vitals. All you need is a watch that counts seconds, a thermometer, and a stethoscope.

TEMPERATURE:

Normal: 99-101°F / Newborns: 99.5 – 102.1°F

- Take rectally with digital thermometer dipped in lubricant
- Shake well before use and leave in for 3 minutes



HEART RATE:

Normal: 28-44 beats per minute / Newborns: 80-100 bpm

- Use a stethoscope on the left side of horse, just behind the elbow in the girth area

RESPIRATORY RATE:

Normal: 10-24 breaths per minute / Newborns: 20-40 bpm

- Look at horse's flank
- Count breaths in and out as one breath, for 30-seconds
- Multiply by 2



GUT SOUNDS

Normal: gurgling noises, gas-like growls, tinkling sounds, occasional roars

- Press ear up or stethoscope against horse's abdomen
- Check from both sides
- Call vet if prolonged silence



DEHYDRATION

Pinch the skin on horse's neck/shoulder. It should flatten back in 1 second. Horses drink a minimum of 20 liters of water/day; up to 70 during exercise or hot conditions



CAPILLARY REFILL TIME

Normal: 2 seconds or less

Lift horse's upper lip and press thumb against gums for 2 seconds to create a white mark. Should pink back up in 1-2 seconds.



A quick evaluation of a horse can be done in less than 10 minutes. Check regularly so you know what's normal and what's not.



4-H Project Days
Clinics Signup

The
More
You
Know

The
More
You
Grow



To Make the Best
BETTER


Things to Do Before an Emergency

- Post emergency contact information for your vet and farrier in the barn and save it in your phone.
- Know how to take your horse's temperature, pulse and respiration and be aware of these typical resting vital signs.
- Check your first-aid kit monthly and toss out and replace expired medication.
- Replace anything you take out of your first-aid kit as soon as possible.
- Educate yourself. Make sure you know how to use everything in your kit or have your veterinarian show you. Practice wrapping your horse's leg before a stressful emergency situation.
- Keep your horse's health records up to date and handy so you can answer any questions your vet might have about his medical history.

What should be in your first aid kit?

Wound treatment

- Antiseptic Scrub (wash/disinfect wound)
- Hydrogen Peroxide (clean dirt from wound)
- Antiseptic wound cream, powder or spray-on treatment (to prevent infection)
- Rubbing alcohol (sterilize equipment)
- Premoistened alcohol swabs (clean small wounds/sites for injections)
- Saline solution (flushing hard-to-reach, delicate wounds, such as near an eye)
- Triple-antibiotic eye ointment (from your veterinarian)
- Clotting powder (stop bleeding)



Bandages

- Nonstick sterile gauze squares (clean and cover small wounds)
- Rolls of self-sticking bandages— such as Vetrap™ (keep the gauze squares in place)
- Roll of elastikon (strong, elastic cloth tape with a rubber-based adhesive)
- 4-inch gauze rolls for padding
- Rolls of cast padding (protection, comfort and to keep the bandaged area dry)
- Absorbent sterile sheet cotton or gamgee, a type of cotton field wrap sandwiched between two gauze sheets (padding under a wrap or as a pressure pad to stop bleeding)
- Clean pillow wraps and bandages (outer protective/supportive wrap over an already bandaged wound)
- Thick sanitary napkins or diapers (padding a wrapped foot)

Medications

- Phenylbutazone (Bute) and Banamine (anti-inflammatory pain relievers)
- Dormosedan gel (mild standing sedative)
- Electrolyte paste (treating dehydration)

Equipment

- Flashlight
- Rectal thermometer
- Small jar of Vaseline or other lubricant (help insert thermometers)
- Stethoscope (check heart rate and listen to gut sounds)
- Box of surgical latex gloves (prevent wound contamination/keep hands clean)
- Roll of duct tape (waterproof, durable hoof wrap)
- Bandage scissors with rounded ends
- Hemostats or tweezers (remove a splinter or tick)
- Wire cutters (free a horse from a fence)
- Sharp pocket knife (free a tangled horse)
- Instant cold pack (reduce swelling)
- Clean bucket (soak bruised/abscessed hooves or wash a wound)
- Clean bath-size towel (large wound compression/spread out as a sanitary work space)
- Twitch
- Chain shank/extra lead rope/extra halter
- First-aid booklet
- 60-cc dose syringes with a catheter tip (oral medications)
- 10-cc syringes and hypodermic needles (injections)





Menomonee Falls
Saddle Club
N75W25500 WI-164
[Menomonee Falls, WI 53051](#)

Fox River Saddle Club
West 20 Ranch &
Saddle Co.
W4812 WI-20
[East Troy, WI 53120](#)

Waukesha Expo Center
1000 Northview Rd
[Waukesha, WI 53188](#)

Wisconsin State Fair Park
640 S 84th St.
[West Allis, WI 53214](#)

Project Days:
Christ Lutheran School
22970 Maple Ave
[Big Bend, WI 53103](#)

[4-H Project Days
Clinics Signup](#)



[Click here for Volunteer
Sign-Up for MFSC Shows](#)

Waukesha 4-H Events

Saturday, September 21, 2024
Speed/Fun Show
Menomonee Falls Saddle Club

Saturday, September 28, 2024
Pleasure Show
Menomonee Falls Saddle Club



Project Days Clinics

The Project Days clinics will be held on Saturdays at 1:30pm at the Christ Lutheran School in Big Bend on the dates below.

- September 9
- October 6
- November 10

Please sign up [HERE](#).
Topics to be determined.



Have you seen a 4-H member exhibiting great sportsmanship?
Nominate them for the annual **Sportsmanship Award** [HERE!](#)



Waukesha 4-H at WI State Expo

Waukesha will have four project members that will be showing at the State 4-H Horse Expo September 13-15 in the Coliseum at the Wisconsin State Fair Park (enter at gate 5). We would love to have a great cheering section for our kids!

Good Luck Exhibitors!!



Sophia

Sydney

Gwendolyn

Kendall

Showbills

- [MFSC Pleasure Show](#)
- [MFSC Speed/Fun Show](#)
- [State 4-H Expo](#)
- [State Trail Pattern](#)

State 4-H Events

September 7, 2024
State 4-H Gymkhana Show
Entry Deadline: August 1
[More Information Here](#)

September 13-15, 2024
State 4-H Horse Expo
Entry Deadline: August 1
[More Information Here](#)

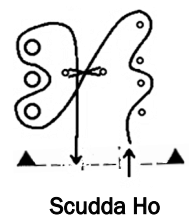
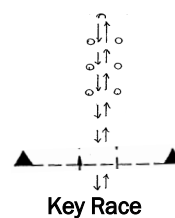
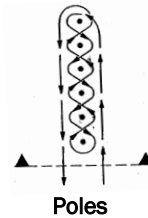
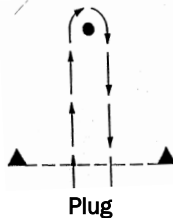
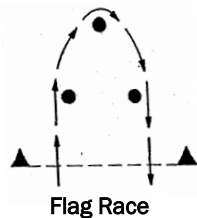
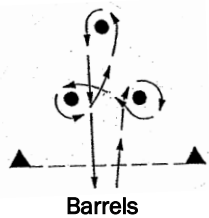


Abbreviations

W/T	Walk/Trot
WTC	Walk/Trot/Canter
SMS	Showmanship
EQ	Equitation
HMS	Horsemanship
HUS	Hunter Under Saddle
WP	Western Pleasure
E/W	English or Western
H/P	Horse or Pony
AQHA	American Quarter Horse Association

A detailed description of each class, including required tack and attire, judging emphasis, class procedures, and more can be found [HERE](#)

Speed Classes, aka Gymkhana



Ribbon Race	Two horses and riders; hold a length of ribbon between the riders for the pattern without breaking or dropping it.
Egg & Spoon	Hold an egg on a spoon without dropping it while following the announcer's instructions.
Flag Race	Pick a flag up out of a bucket on the first barrel and deposit it in the bucket on the third barrel.



What are those classes?

Halter	Shown in-hand; judged on the confirmation of the horse.
Showmanship	Shown in-hand; judged on the exhibitor's ability to show the horse at halter through a pattern.
Equitation or Horsemanship	Shown ridden; judged on the skill of the rider, typically through a pattern.
Pleasure or Hunter under Saddle	Shown ridden; judged on the equine and their appearance of being a pleasure to ride at requested gaits in both directions on the rail.
Trail	Shown either in-hand or ridden; judged on both the rider and equine through specific obstacles.
Hunter Hack	Shown ridden (English); judged on the equine at requested gaits in both directions in the ring, and then over two low fences (jumps).
Discipline Rail	Shown ridden; judged on the equine at requested gaits, as well as more difficult maneuvers, such as side pass, hand gallop, pivot, back up, roll back, lead change, extend trot, counter canter (lope).
Dressage Suitability	Shown ridden; judged on the horses' suitability to do dressage at requested gaits in both directions in the ring.

Showbill Terminology

Lead Line	For beginner riders; rider will also have a handler walking along holding a lead line.
50/50	Class is judged half on the rider and half on the equine.
Jackpot	Winner will earn a payout from entry fees.
Restricted	Riders entering this class may not enter any other class that requires cantering
At Will	Riders can perform these patterns at any time during the at-will timeframe
Highpoint	Points are earned for placings in each class depending on the number of entries. The rider with the most points from all classes combined during the show wins highpoint.
Trailer/Jumpout	Fee per equine if not reserving a stall.